
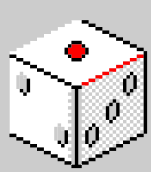




Generation of  
Computer



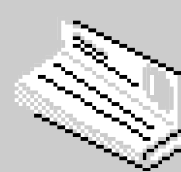
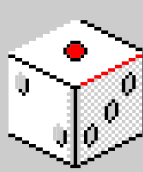





11:11PM







What is generation of  
computer?

The generation of  
computer is the evolution of  
computers when they are  
basic turned into modern  
computer

 Add a short description



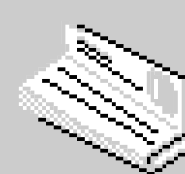
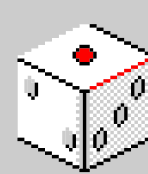




  
**The 5 generation  
of computer**

A screenshot of a window titled "The 5 generation of computer". The window contains five icons arranged in a grid, each with a label below it:

- Top-left: A 3.5-inch floppy disk icon labeled "3rd generation".
- Top-right: A CPU chip icon labeled "4th generation".
- Middle-left: A RAM stick icon labeled "2nd generation".
- Middle-right: A computer monitor icon labeled "5th generation".
- Bottom-right: A folder icon labeled "1st generation".


Start




11:11PM



# The First Generation




## ENIAC






# ENIAC Stand for Electronic Numerical Integrator and Computer


Made by John Mauchly and J. Presper Eckert built the machine at the University of Pennsylvania at the behest of the U.S. military



## To 1946-1959



The first electronic computer was invented in 1937, Vacuum tubes were used in early computers, ENIAC was the first general-purpose electronic computer, ENIAC weighed 27 tons, stood 10ft tall, and took up 1800 square feet of space as these types of computer takes entire room compare to the modern computer




[Back to Agenda Page](#)



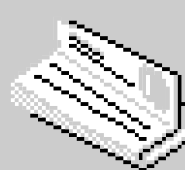
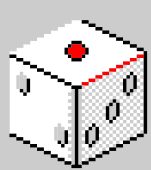

## Vacume tubes

vacume tubes are the first processers as they made electrical signals, as they are thousands on single ENIAC as this vacuum tubes takes alot electricity they made alot heat can lead to overheating, as for maintenance is harder as one singler tube will replace the entire tubes just to fix it





## magnetic drum

This is the storage of the first computer is works like hardrive but having less storage being in 5-100kb having low capacity






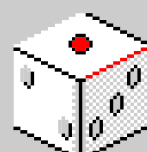

**This computer has no screens, operating system, images and videos**




**The user relay on punch cards to operate this computer, as these punch cards has hole for information or commands**



**as these computer are so basic they're only focused on calculation, research, official documents**



**In November 1959, IBM introduced the IBM 7090. In shipping it before the 7070, the 7090 became IBM's first Second Generation computer – and a very successful one, To 1959-1965**

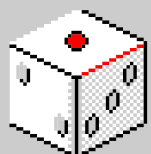



**2nd generation of computer**

**To 1959-1965**

**invented by**


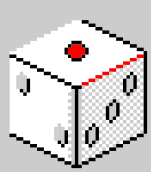


**J. Bardeen, W.H Brattain and W. Shockley.**


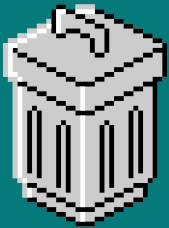



This generation replace the Vacuum tubes instead they use transistor as this transistor can operate being in minute while vacuum tube takes hours, as transistor being so small it also take less electricity and heat making the entire computer room smaller compare first generation

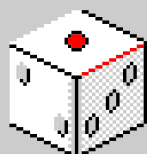



This computer storages changes magnetic drum into magnetic tape as it's holds more data compare to magnetic drum

around 2.3 mb per real






**But their still the same faction  
to first generation using the  
punch card to operate the  
computer**




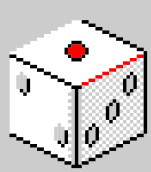

**This is of third generation was from 1965-1971.**

**The computers of third generation used Integrated Circuits (IC) in place of transistors. A single IC has many transistors, resistors, and capacitors along with the associated circuitry**

**The creator of this computer is two individuals Jack Kilby and Robert Noyce as this generation will look actual computer today compare it to 2nd and 1st first generation**




**3rd generation**








instead of relaying on thousand of transistor they use ic (intergrade circuits) as these ic contains a chips as these chips contains many transistor in microscopic size even nanometric size



as This chip created on purpose on them by



photolithography




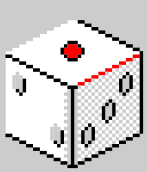


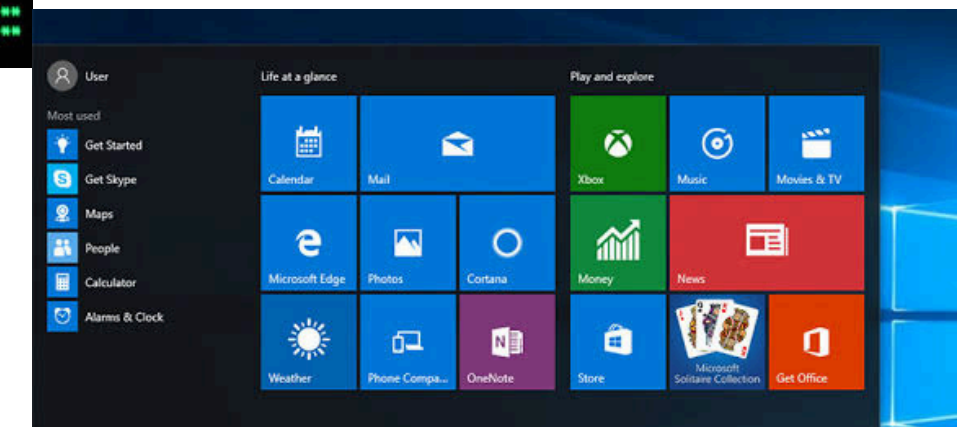
However








The most important part of this generation is they now supported in monitors and key board compare it to punch cards, one of first operating system are showing such us Unix and IBM is/360



The interphase is different being text base (type and command) compared it to GUI (Graphical user interphase)




**This computer uses floppy disk being smaller efficient and affordable as been inconvenient compared magnetic tape**


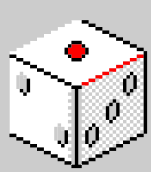



The fourth generation was from 1971-1980. Computers of fourth generation used Very Large Scale Integrated (VLSI) circuits. VLSI circuits having about 5000 transistors and other circuit elements with their associated circuits on a single chip made it possible to have microcomputers of fourth generation.

**created by marcian  
huff/Ted**



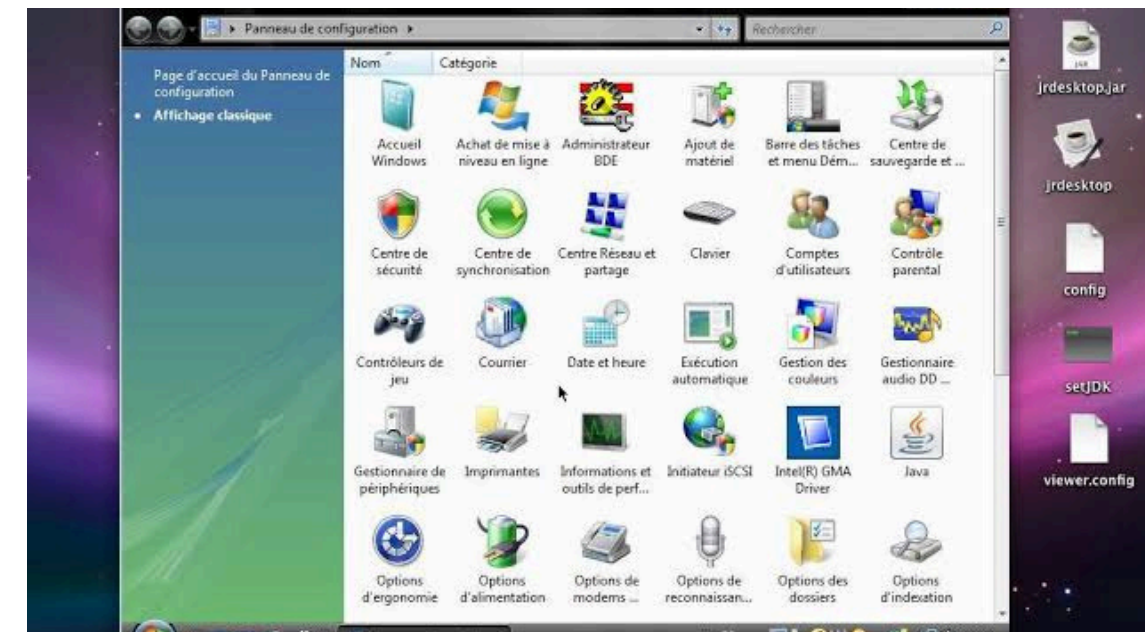
**Marcian "Ted" Hoff, Jr.  
led the team at Intel that  
defined the architecture  
of the first single-chip  
computer CPU**



VLSI stands for Very Large Scale Integration. It refers to the process of creating integrated circuits by combining thousands to millions of transistors onto a single chip, as introduce CPU, Mother board, Power supply as it small can fit in one unit and can put it to the desk it became as known desktop



as VLSI is so much faster to compare previous generations this generation also introduce GUI (Graphical user interphase )

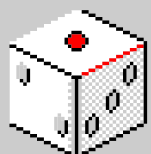



**Floppy disk still exist on this generation but CD and hard drive was been introduced on this generation as they taking over**

**A standard CD has a storage capacity of 700 megabytes (MB)**

**Foppy disk can store up to 1.4 megabytes of data**

**Meanwhile Hard drives are 16 GB, 32 GB and 64 gb**

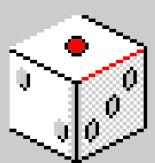





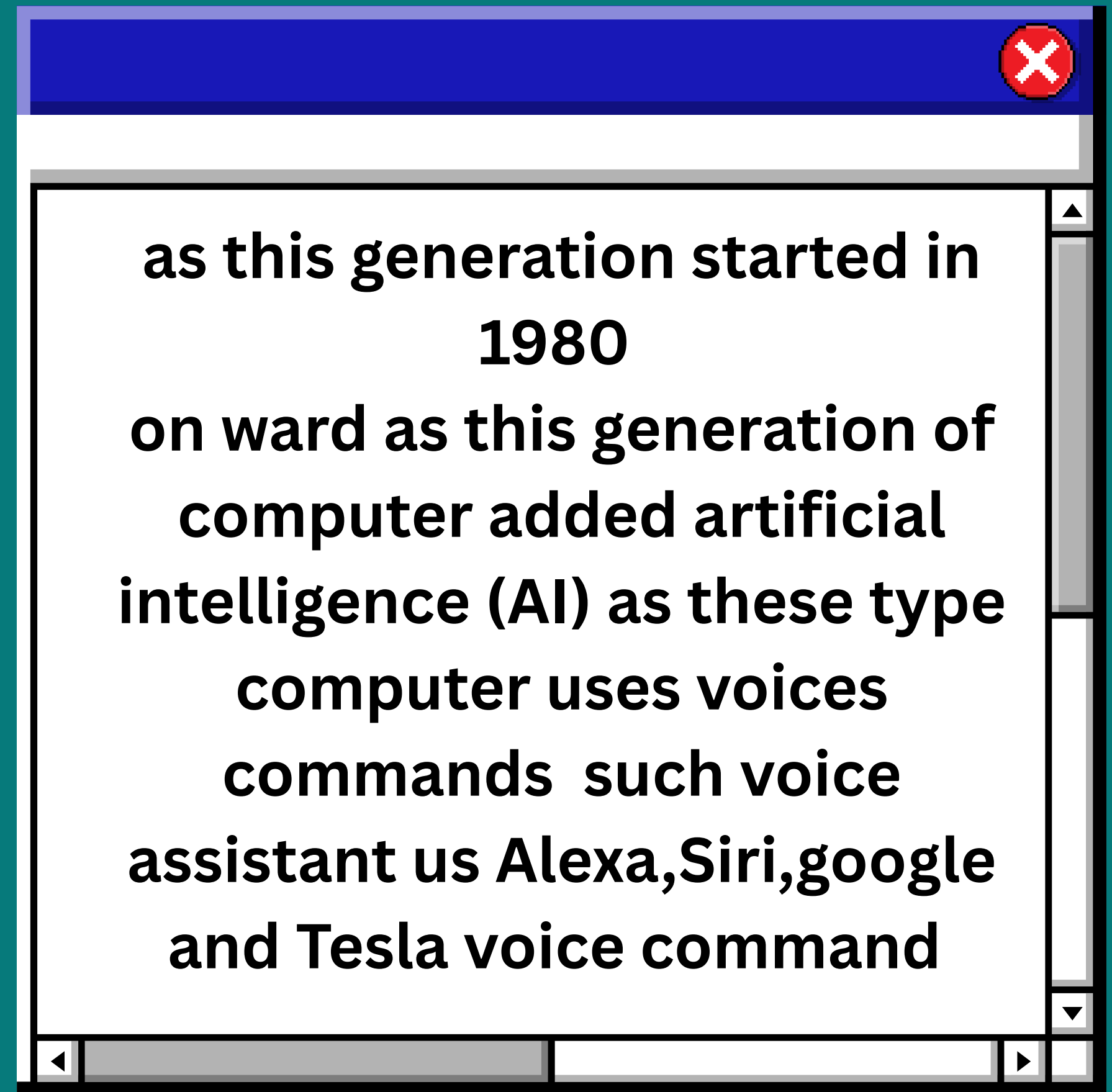
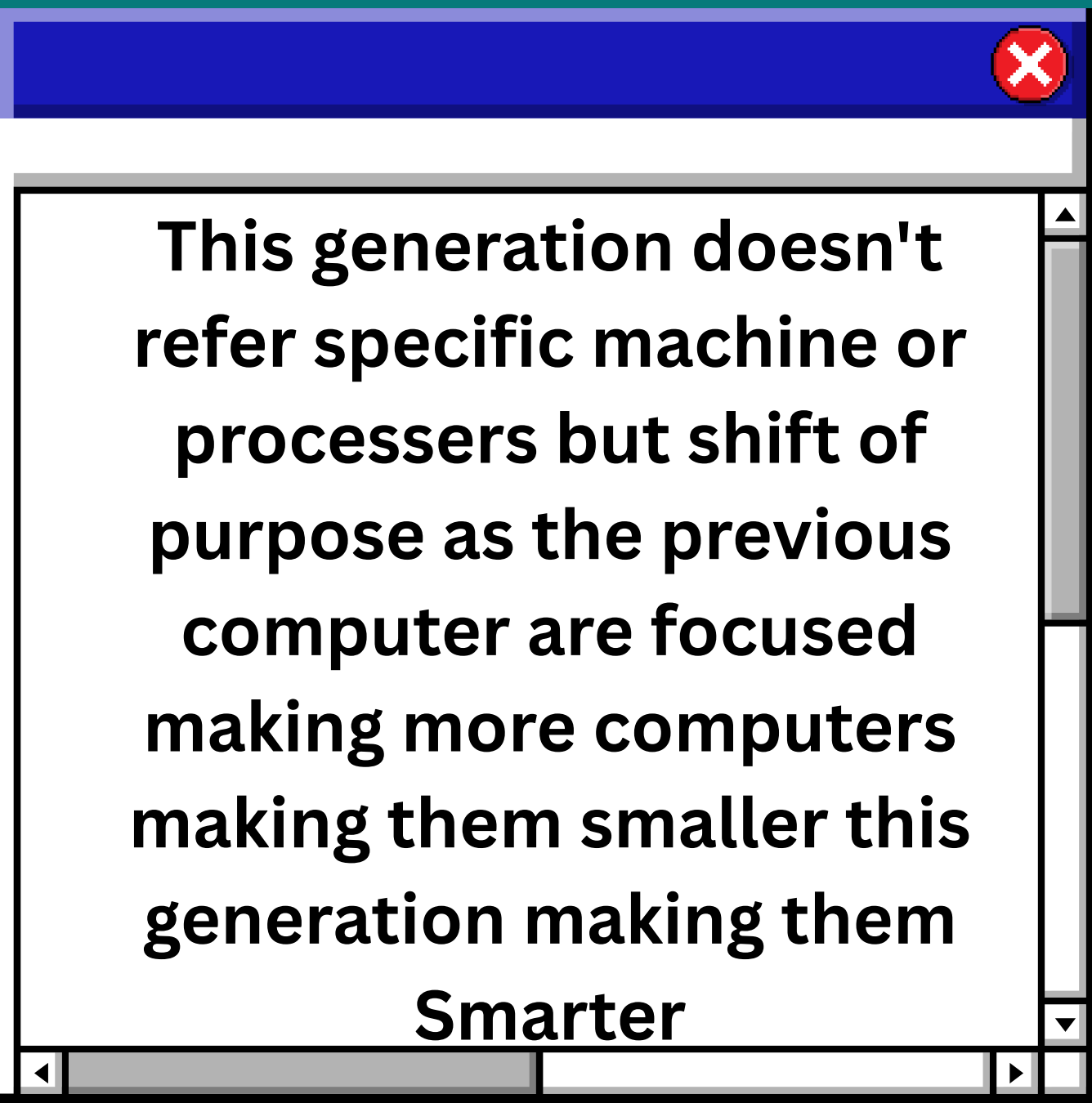
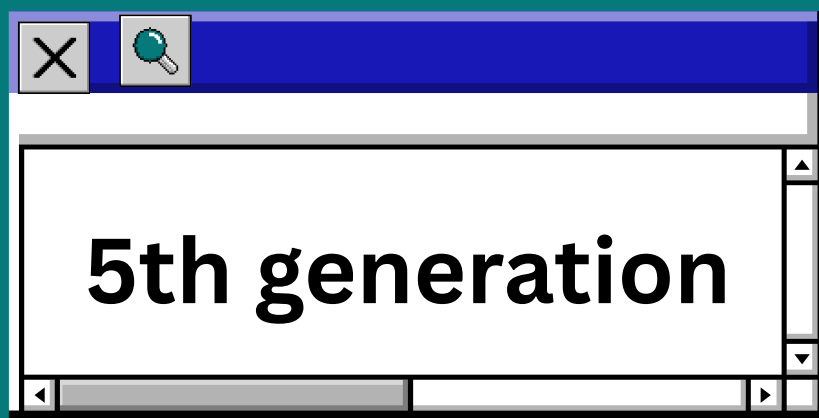


as For hard drive  
uses for saving  
important files and  
documents




CD uses for downloading  
program,operating system  
or watching movies






**Voice assistant is part of this generation to the point they are intergrade into the smart home devices**



**AI also has self driving system as it can make quick decision**



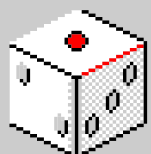




as AI is now in  
graphics card  
enhancing visualize  
and ray tracing



RTX: Off




RTX: On





**Recitation  
time!**

**Guide question  
the presenter will choose  
random student will ask  
left and right as the  
presenters will say  
random number for the  
students to pick**



[Back to Agenda Page](#)



Thank you!  
For Listening

A window with a blue title bar. On the left side of the title bar is a yellow warning icon (a triangle with an exclamation mark). On the right side is a close button (an 'X' in a square). The main content area is light gray and contains the text "Thank you!" in a large, pixelated font, and "For Listening" in a smaller, standard font below it. A vertical scroll bar is on the right side of the window. A mouse cursor is pointing at the bottom right corner of the window.

A partially visible window with a blue title bar and a scroll bar on the right side.

A partially visible window with a blue title bar and a scroll bar on the right side.